

hand circled around a glass filled with ice and vodka. Against his palm the cold prickled and wept, but he paid no mind. She was the one. She was perfect. The way she had lost herself utterly made her his next little dancing princess. He felt damp, a single drop of water trickling down his forehead, as one mirrored the action down his glass. He shifted on the leather stool, feeling himself harden, pressed against cotton and khaki.

Dance.

Faster.

Pussycat.

## Faster Kill Pussycat

By L.M. Griffin

The music slammed into her from every angle, rolling down her body. She could feel it rip-pling under her clothes, skating her bare skin and flushing her, making sweat bead on her up-der lip, under her breasts, and the underside of her bare legs. She licked her lips, tasting waiting room or bookstore. Pass this far and wide and share with your friends and total strangers. Please distribute this magazine. Leave it in your favorite coffee house, music shop, library, repair garage, waiting room or bookstore. Pass this far and wide and share with your friends and total strangers.

He watched from the bar, his ing.



## Down the Rabbit Hole

By Marnie Cowan  
<http://www.sunbeamed.deviantart.com>



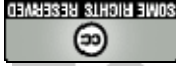
## Failsafe

by R. Maria Garza

Hindsight  
 has a habit of being  
 worse  
 than  
 no sight  
 at all.

The lungs pull in  
 cold oxygen and fear  
 through clenched teeth,  
 barely visible.  
 Each breath brings  
 tantalizing,  
 devastating  
 words.  
 With every breath comes  
 more fear, more words.  
 With every breath comes  
 the hope that temptation

is  
 all  
 too  
 real,  
 when before  
 it had only been a dream  
 that whispered in the silent nights  
 and lingered in the  
 space of lines.  
 Small puffs of moisture  
 that freeze  
 and break waves,  
 break hearts  
 as they come  
 crashing down  
 on shielded ears.  
 A siege of  
 whispers and possibilities  
 trigger  
 fail-safes of insecurity  
 within the body,  
 and it pulls away.  
 Yet it is still too close for comfort.



<http://creativecommons.org/licenses/by-nc-nd/2.5/>

This work is licensed under a Creative Commons Attribution-NonCommercial-NoDerivs 2.5 License

Creators, Editors and Head Crazyes  
 Jack Lee & Mary Lewys

<http://www.dsidedcreations.com/dontlook>

Don't Look  
 Issue #2  
 January 2007  
<http://www.dsidedcreations.com/dontlook>

Sample Here

Front cover picture: Mary Lewys,  
 of her son on the way to the Keys.

One sheet Zine: Elizabeth Genco  
<http://www.elizabethgenco.com>

Page 3: Marnie Cowan  
<http://www.sunbeamed.deviantart.com>

Blame: Matt Fezell  
<http://home.comcast.net/~matteazell/index.htm>

Folding Instructions:  
<http://dsidedcreations.com/dontlook/folding-instructions/>


Submission guidelines:  
<http://www.dsidedcreations.com/dontlook>

Contact:  
[dontlook@dsidedcreations.com](mailto:dontlook@dsidedcreations.com)

These instructions and minizine layout come courtesy from the great and ingenious Elizabeth Genco, <http://www.elizabethgenco.com>. To view her instructions, please visit her Flickr.com site @ <http://www.flickr.com/photos/elizabethgenco/sets/72157594276405114/>

However, here's my version to go with our minizine. These will be available for download and reference at our website: <http://www.dsidedcreations.com/dontlook>.

To complete these instructions, you will need very sharp scissors (Norman Bates would be so proud), a surface safe to cut upon (don't make Mom mad by scoring the kitchen counter), a stapler (with staples, please) and a willingness to try new things.



#### Step #2

Fold in half, starting length ways (so the sheet stays 11.5" long but only 4.25" wide).


#### Step #1

Print out the minizine from downloaded PDF file. Duh. I know this seems obvious, but I do work Tech Support. Yes, I've had to ask if the end user's computer was on.




#### Step #3

Open it back up and then fold the page width ways (opposite of the fold just done). This will make a quartering cross fold pattern on the page.




#### Step #4

This is an optional step: fold the paper in the opposite direction than you just did. It'll make it easier when the end time comes.




#### Step #5

Fold the sheet in half again. No, no, not back against the previous fold again (I told you that step was optional, didn't you listen?), but to fold the page down to 2.75" by 8.5". Again, folding in the opposite direction than you just did will help later on.



#### Step #6

Using your scissors (prop time!), cut on the line in between pages 1/2 and 5/6. I have provided a nifty line for you to follow that says "Cut here" (how clever of me. I should get a cookie!).



#### Step #7

Fold lengthways and push the ends in. It should look like a cross with the pages of the minizine pages facing out.



#### Step #8

Fold the pages around until the DON'T LOOK cover and the back page fold around the rest of the pages. Press flat with your hands (because it's going to want to flop open).



#### Step #9

Open back up between pages 3 and 4 so you can place a staple on the spine. I have provided a nifty line for you to follow that says "Staple here." Give me a cookie!



There. Now you have your very own copy of Don't Look to love and hold. Please print off and pass around for others to enjoy. Share with your friends and family!